



**BOTTLED + MAINSFED
WATERCOOLERS**



OASIS | WATER WHERE YOU NEED IT



MAINS-FED COOLERS



COUNTERTOP DISPENSERS



BOTTLED WATERCOOLERS



DRINKING FOUNTAINS + BOTTLE FILLERS

Oasis is the worldwide leader of water-friendly solutions. We design and manufacture an array of product, specialising in bottled + mains-fed watercoolers, bottle fillers, drinking fountains; with technologies to filter and disinfect water for the safest hydration.

CONTENTS

MAINSFED TECHNOLOGY	Quasar	4
	Direct Chill (Mainsfed)	5
	Reservoir Coolers (Mainsfed)	6
MAINSFED WATERCOOLERS	Aquila	8
	Aquila Touch	8
	Aquila Contactless	9
	Kalix	10
	Kalix Contactless	10
	RR Mainsfed	Quartz 12
		Aquarius 12
	Countertop	Onyx 17
CONVERTIBLE	Danu Touch	14
	Danu Contactless	14
	Mirage 2	16
BOTTLED TECHNOLOGY	Removable Reservoir (Bottled)	18
BOTTLED WATERCOOLERS	RR Bottled	Aquarius 20
		B1RR 20
		Skye 21
		RFX 21
		Quartz 22
	CO2oler Ultra	23
	Countertop	Onyx 24
ACCESSORIES	Filter	26
	Installation Kit	27

QUASAR

UVC-LED WATER TREATMENT

The OASIS® QUASAR UVC-LED Water Treatment system uses UVC-LEDs to protect people from Legionella and other harmful pathogens. Treating water at the point of dispense, QUASAR uses Light Emitting Diodes (LEDs) to generate high levels of UV photons. The rays are directed at viruses, bacteria, and other pathogens within drinking water to render those pathogens harmless in seconds.

UVC-LED TECHNOLOGY

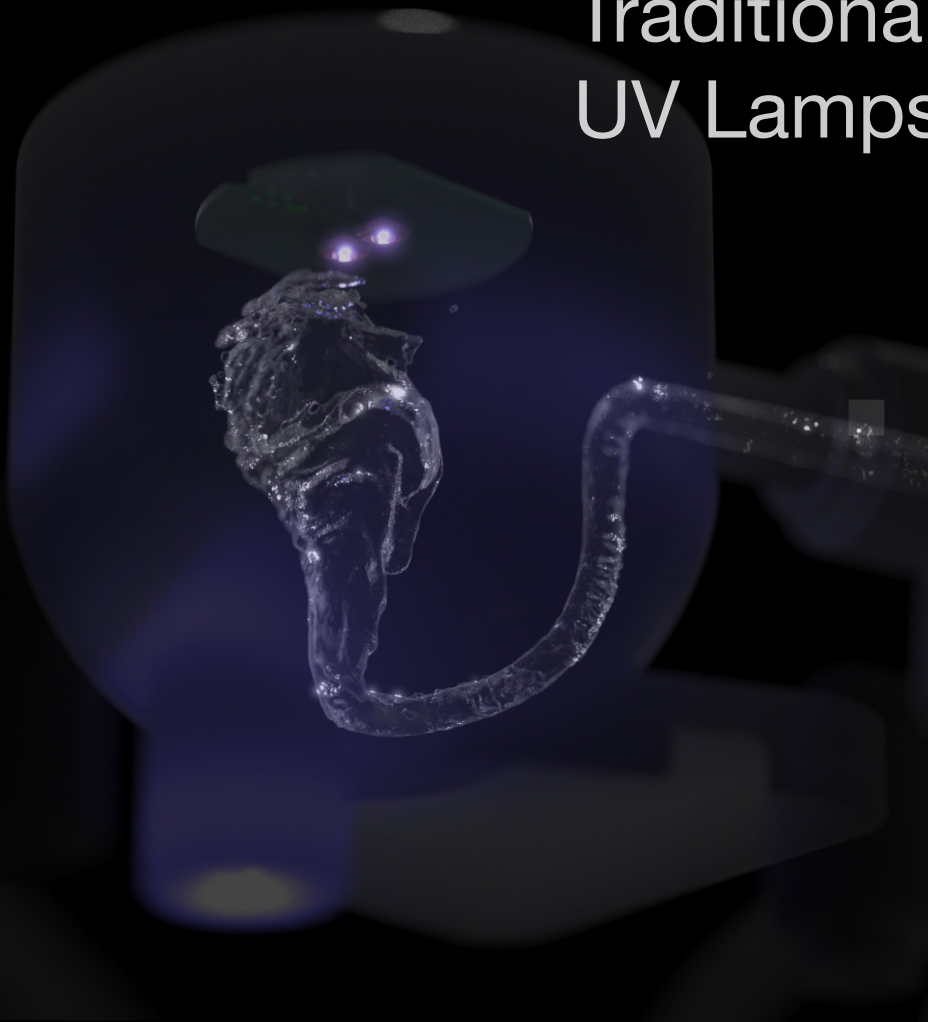
UV represents wavelengths that fall between visible light and x-ray on the electromagnetic spectrum. UV photons penetrate harmful microscopic organisms and damage the DNA, rendering them incapable of reproduction.

UVC-LED technology is used to biologically destroy harmful bacteria and viruses, without the use of chemicals or mercury-based lamps. The UVC-LEDs allow for instant full-intensity power, unlimited cycling, and no heat transfer to the water.

**QUASAR:
EXCLUSIVELY
THROUGH OASIS**



Quasar VS Traditional UV Lamps



PATHOGEN CONTROL

UVC-LED technology disinfects the water when it is being dispensed, eliminating the chance of recontamination and reducing over 99.99% of pathogens. Including legionella, chlorine resistant micro-organisms such as cryptosporidium and Giardia

MERCURY CONTENT

UVC-LED technology far outpaces traditional UV technology. Conventional UV lamps typically use between 5-200 mg of mercury per lamp, often requiring routine replacement due to the fragile quartz tube. UV LED lamps on the other hand are a much safer alternative as it is mercury-free.

WATER ALTERATION

Moreover, conventional UV while superior over chemical solutions, has a higher impact on the water temperature and causes fouling; altering the taste of water. In contrast, LED technology is easier to maintain and use, with a longer lamp replacement interval.

LONGEVITY

UVC-LED technology is easier to maintain and use, with a longer lamp replacement interval. UVC-LEDs will last ten years and more. Making them cheaper to run than traditional lamps.

PROTECTION

UVC LEDs are only on during water dispense or standby mode for constant protection. UVC-LEDs pulse on every 10 minutes for a short duration to keep the dispense point sanitised

TECHNOLOGY

OASIS offer a wide range of mains-fed water coolers and operating technologies to satisfy different customer needs. There are two main technologies that are used: Direct Chill Cooling + Reservoir Cooling

Direct Chill:

The Kalix range of mains-fed water coolers utilise Pressure Vessel Direct Chill (PVDC) cooling technology. The heart of the PVDC system is the two-piece cooling tank made from AISI Grade 304 stainless steel. This pressurized tank provides a volume of 1.5 litres of cold water (20 Litres per hour) available on demand.

Benefits of the PVDC system include:

- Two piece tank can be opened for service / maintenance
- Tank is enclosed in two piece injection moulded EPS insulation to minimise thermal losses and maintain the water temperature within the tank
- The sealed tank design protects the water in the tank from contamination from external sources (e.g. air borne contaminants)

The CO2 Mixer Tank

The CO2 mixer tank is located inside the PVDC cooling tank which helps to maintain the cold water temperature of the carbonated water prior to dispense.

The mixer tank has been moulded from FDA & CE approved plastics.

As carbonated water is dispensed, the mixer tank is automatically refilled with cold water & CO2 gas, ensuring that a continuous supply of carbonated water is available

Reservoir Coolers

OASIS offers reservoir based mains-fed water coolers using both the iconic Removable Reservoir cooling system and traditional fixed stainless steel reservoirs.

Removable Reservoir

- Modular-design
- Easy to disassemble
- Long lasting materials
- Minimizes spare parts
- Value for money
- New OASIS repair and refurbishment service
- Optional two-piece hot tank



Fixed Stainless Steel Reservoir

Entry level product offering excellent cooling performance at the most cost effective price point

Dual-Float

- All OASIS reservoir coolers use a dual-float system to control the water flow into the reservoir. The primary float will close, shutting off the water supply to the reservoir, as the water level inside the reservoir rises. When water is dispensed from the cooler, the primary float will open, allowing the reservoir to refill.
- If the primary float should fail to shut off the water supply for any reason, then as the water level continues to rise, the back up float will actuate and shut off the water supply. The additional security of the back up float minimises the risk of water leaks.

MAINSFED WATERCOOLER

AQUILA

STANDARD FEATURES

- Contactless, infrared sensor activation
- Large alcove for refilling sports bottles & carafes
- Single dispense point
- Front door panel allows for easy access to filters
- Pressure Vessel Direct Chill technology
- Two-step Safety operation for hot water

OASIS Aquila's tall dispense height means you can easily fill that large sports bottle!

Designed for effortless servicing and sanitisation, the front door panel allows for easy access to filters.

OASIS Pressure Vessel Direct Chill Point technology provides a consistent delivery of chilled water; as the water enters the system, it passes into a pressure vessel and is chilled as it moves through to the point of dispense.

The unit's exterior is made of ABS plastic and matt black powder coated steel side panels. The interface has a contrasting high gloss finish - this gives the OASIS Aquila a timeless, elegant appearance

Available with Quasar, the industry's only true point-of-dispense UVC LED. Killing 99.99% of bacteria and pathogens instantly

AQUILA

- Push Button Activation



AQUILA TOUCH

- Touch Button Activation
- User friendly interface
- LED back-lit buttons



*All performance data measured with 18°C inlet water temperature. Specifications subject to change without notice.

Tank Capacity
Cold Water Performance @21°C ambient
Hot Water Performance
Dimensions (Height x Width x Depth)

**Ambient+Cold:
P1CMPVKY**

Cold: 1.5L
20 LPH
-

**Hot+Cold:
P1CMPVHSY**

Cold: 1.5L, Hot: 1.5L
20 LPH
7.9 LPH

1120(H)x 320(W) x 380(D) [mm]

**Ambient+Cold:
P1CMPVKY**

Cold: 1.5L
20 LPH
-

**Hot+Cold:
P1CMPVHSY**

Cold: 1.5L, Hot: 1.5L
20 LPH
7.9 LPH

1120(H)x 320(W) x 380(D) [mm]

AQUILA CONTACTLESS

- Touch-free Activation with infrared sensors
- User friendly interface
- LED back-lit buttons
- Quasar UVC-LED
- Available in:
 - Silver & Dark Grey



Ambient+Cold:
P1CMPVKY

Cold: 1.5L
20 LPH
-
1120(H)x 320(W) x 380(D) [mm]

Hot+Cold:
P1CMPVHSY

Cold: 1.5L, Hot: 1.5L
20 LPH
7.9 LPH



MAINSFED WATERCOOLER

KALIX

STANDARD FEATURES

- Front door panel allows easy access to filters
- Pressure Vessel Direct Chill technology
- Integrated cup dispenser (CD models only)
- Large alcove for refilling sports bottles & carafes
- Safety lock hot function
- CO2 concentration levels similar to branded sparkling water (Carbo models only)
- Optional factory installed Green Filter system
- Optional mechanical Autodrain (Non-CO2 models only)

OASIS's Kalix presents itself with features that all great coolers possess; from simple design, ease of use and maintenance, to a refreshing cup of water.

Designed for effortless servicing and sanitisation, the front door panel allows for easy access to filters.

OASIS Direct Chill mains-fed water coolers offer significant hygiene benefits. As the water enters the system, it passes into a pressure vessel and is chilled as it moves through the vessel to the point of dispense. This provides a consistent delivery of chilled water as the water does not come into contact with air until it is dispensed.

KALIX

- Push Button Activation
- Available in:
 - Silver & Dark Grey
 - Light Grey & Dark Grey
- LUXE LINE:
 - LUXE Silver & White
 - LUXE Gold & White



KALIX CONTACTLESS

- Touch-free Activation with infrared sensors
- Available in:
 - Silver & Dark Grey



*All performance data measured with 18°C inlet water temperature. Specifications subject to change without notice.

Tank Capacity
 Cold Water Performance @21°C ambient
 Hot Water Performance
 Dimensions (Height x Width x Depth)

Ambient+Cold: P1PVKY
Ambient+Cold+Carbo: P1PVECKY

Cold: 1.5L
 20 LPH
 -
 112 x 32 x 38cm

Hot+Cold: P1PVHSY
Tritemp: P1PVHSKY
Hot+Cold+Carbo: P1PVECHSY

Cold: 1.5L, Hot: 1.5L
 20 LPH
 7.9 LPH
 112 x 32 x 38cm

Ambient+Cold: P1CPVCDKY
Cold+Carbo: P1CPVECCDY
Ambient+Cold+Carbo: P1CPVECCDKY

Cold: 1.5L
 20 LPH
 -
 112 x 32 x 38cm

Hot+Cold: P1CPVCDHSY
Tritemp: P1CPVCDHSKY

Cold: 1.5L, Hot: 1.5L
 20 LPH
 7.9 LPH
 112 x 32 x 38cm



MAINSFED WATERCOOLER

RR MODELS

STANDARD FEATURES

- REMOVABLE RESERVOIR
- Inside-Out cooling probe
- Efficient and proven technology
- High quality = longevity
- Great quality-performance-price ratio
- Range of hot tanks available

The 'inside-out' cooling probe design used throughout the entire range of Removable Reservoir coolers ensures a more efficient cooling method, conserving energy and eliminating condensation within the cooler.

The self supporting cooler chassis can be quickly and easily removed from the cabinet to simplify the maintenance and servicing process

The removable reservoir system simplifies the sanitization process - just replace the water contact parts with pre-sanitized components. Requires no replacement of disposable parts or use of messy chemicals at your customer site

QUARTZ MAINSFED

- Available in:
 - Stainless Steel & Black
 - Blue & Black
 - Red & Black
 - Dark Grey & Black



AQUARIUS MAINSFED

- Available in:
 - White & Blue



*All performance data measured with 18°C inlet water temperature. Specifications subject to change without notice.

Tank Capacity
Cold Water Performance @21°C ambient
Hot Water Performance
Dimensions (Height x Width x Depth)

Ambient+Cold: POUM1TRKY

Cold: 2.2L
5.9 LPH
-
99.5 x 30.5 x 32cm

Hot+Cold: POUM1TRHSY


Cold: 2.2L, Hot: 1.5L
5.2 LPH
7.9 LPH
99.5 x 30.5 x 32cm

Ambient+Cold: POUQ1RRKY

Cold: 2.2L
5.2 LPH
-
98 x 32 x 32cm

Hot+Cold: POUQ1RRHSY

Cold: 2.2L, Hot: 1.5L
4.6 LPH
7.9 LPH
98 x 32 x 32cm



The Quartz's sleek, stainless steel body with contrasting ABS injection moulded trims creates a sophisticated modern aesthetic. With its innovative cabinet design, hot tank replacement can be accomplished in just 4 minutes.

The self supporting cooler chassis can be quickly and easily removed from the cabinet to simplify the maintenance and servicing process.

The service-friendly water cooler, Quartz, improves the access to the quick connect hot tank and other internal parts, replacing the Hot Tank now takes only 4 minutes compared to 10 minutes for our traditional RR models.

A service technician can now work on a cooler without removing the chassis from the cabinet, also avoiding any possible accidental wire disconnection. To service the cooler, only one screw needs to be removed.

DANU

STANDARD FEATURES

- Convertible: Can be used as either a mains-fed water cooler or bottom-load bottled water cooler
- User friendly interface
- LED back-lit interface
- Large alcove for filling sports bottles & carafes; with open sides for greater accessibility
- Single dispense point
- Front door panel allows for easy access to filters or water bottle
- Two-step Safety operation for hot water
- Easy to clean exterior (ABS)

OASIS Danu is the next generation of convertible watercoolers. Choose to have your water come from a bottle or directly from the mains supply.

Purposefully designed with convenience in mind. Fill large sports bottles or small glasses. A large dispense height and an open sided alcove means there are no barriers to get hydrated.

This matt black unit with a glossy interface and alcove gives OASIS Danu a timeless, elegant appearance.

*All performance data measured with 18°C inlet water temperature. Specifications subject to change without notice.

Tank Capacity
Cold Water Performance @21°C ambient
Hot Water Performance
Dimensions (Height x Width x Depth)

DANU CONTACTLESS

- Contactless, infrared sensor activation
- The industry's first contactless bottle water cooler



Hot+Cold: BXM1CRSHSY

Cold: 4.15L, Hot: 1L
20 LPH
7.9 LPH
1080(H)x 310(W) x 380(D) [mm]

DANU TOUCH

- Touch Button Activation



Ambient+Cold: BXM1TCSKY

Cold: 2.9L
7.6 LPH
-

1080(H)x 310(W) x 380(D) [mm]

Hot+Cold: BXM1TCSHSY

Cold: 42.9L, Hot: 1L
7.6LPH
5 LPH



CONVERTIBLE WATERCOOLER

MIRAGE 2



STANDARD FEATURES

- Convertible: Can be used as either a mains-fed water cooler or bottom-load bottled water cooler
- User friendly interface
- LED back-lit interface
- Large alcove for filling sports bottles & carafes; with open sides for greater accessibility
- Single dispense point
- Front door panel allows for easy access to filters or water bottle
- Two-step Safety operation for hot water
- Easy to clean exterior (ABS)

OASIS Danu is the next generation of convertible watercoolers. Choose to have your water come from a bottle or directly from the mains supply.

Purposefully designed with convenience in mind. Fill large sports bottles or small glasses. A large dispense height and an open sided alcove means there are no barriers to get hydrated.

This matt black unit with a glossy interface and alcove gives OASIS Danu a timeless, elegant appearance.



*All performance data measured with 18°C inlet water temperature.
Specifications subject to change without notice.

Tank Capacity
Cold Water Performance @21°C ambient
Hot Water Performance
Dimensions (Height x Width x Depth)

Hot+Cold: MIR311DY/ MIR301DY

Cold: 2.2L, Hot: 1.2L
5.1 LPH
7.9 LPH
104 x 31 x 33cm

MAINSFED WATERCOOLER

COUNTERTOP

ONYX STANDARD FEATURES

- Efficient and proven technology
- High quality = longevity
- Great quality-performance-price ratio
- Removable Driptray
- LED spotlight illuminates the dispensing area
- Available in:
 - Dark Grey & Stainless Steel

POLARIS STANDARD FEATURES

- Touch button activation
- Hot, Cold and Room Temp from a single dispense point
- Polymer cabinet won't rust or scratch countertop
- Mains-fed counter-top can connect to a filtration or RO system
- Two options for dispensing: choose from 3 pre-select cup sizes or any size dispense
- Less than 43cm tall so that it will fit under kitchen cabinets
- Unparalleled dispense height of 27.5cm makes it easy to fill large sport bottles
- Commercial cooling capacity; compressor driven refrigeration system
- Removable drip tray
- Scratch resistant properties

ONYX



POLARIS



*All performance data measured with 18°C inlet water temperature.
Specifications subject to change without notice.

Tank Capacity
Cold Water Performance @21°C ambient
Hot Water Performance
Dimensions (Height x Width x Depth)

Ambient+Cold: POU1CCTKY

Cold: 2.2L
4.6 LPH
-
45.5 x 31 x 36cm

Hot+Cold: POU1CCTHSY

Cold: 2.2L ; Hot: 1L
4.6 LPH
7.9 LPH
45.5 x 31 x 36m

Tritemp: POU1ACTHSKY

Cold: 1.4L Hot: 1.2L
5 LPH
6.8 LPH
43 x 33.5 x 37cm

REMOVABLE RESERVOIR COOLERS.

Reservoir Cooler:

OASIS offers reservoir based coolers using both the iconic Removable Reservoir (RR) cooling system and traditional fixed stainless steel reservoirs.

Removable Reservoir Features:

- Modular-design
- Easy to disassemble
- Long lasting materials
- Minimizes spare parts
- Value for money
- New OASIS repair and refurbishment service
- Optional two-piece hot tank





WaterGuard

WaterGuard offers protection against water leaks from cracked bottles and ensure that air-borne pollutants do not enter the reservoir.



REMOVABLE RESERVOIR system

The self supporting cooler chassis can be quickly and easily removed from the cabinet to simplify the maintenance and servicing process.

The Removable Reservoir system simplifies the sanitization process - just replace the water contact parts with pre-sanitized components. Requires no replacement of disposable parts or use of messy chemicals at your customer site.

Inside-Out Chilling System

The 'inside-out' cooling probe design used throughout the entire range of Removable Reservoir coolers ensures a more efficient cooling method, conserving energy and eliminating condensation within the cooler.



BOTTLED WATERCOOLER

RR MODELS

STANDARD FEATURES

- REMOVABLE RESERVOIR
- Inside-Out cooling probe
- Efficient and proven technology
- High quality = longevity
- Great quality-performance-price ratio
- WaterGuard
- Range of hot tanks available

The 'inside-out' cooling probe design used throughout the entire range of Removable Reservoir coolers ensures a more efficient cooling method, conserving energy and eliminating condensation within the cooler.

The self-supporting cooler chassis can be quickly and easily removed from the cabinet to simplify the maintenance and servicing process. The removable reservoir system simplifies the sanitization process – just replace the water contact parts with pre-sanitized components. Requires no replacement of disposable parts or use of messy chemicals at your customer site.

WaterGuard offers protection against water leaks from cracked bottles and ensures that air-borne pollutants do not enter the reservoir.

AQUARIUS

- Model colours: Grey/Black drip tray & White



B1RR

- Available in: - White & Blue



*All performance data measured with 18°C inlet water temperature. Specifications subject to change without notice.

Tank Capacity
Cold Water Performance @21°C ambient
Hot Water Performance
Dimensions (Height x Width x Depth)

Ambient+Cold: BQ1RRKY

Cold: 2.2L
5.2 LPH
-

98h x 32w x 32d cm

Hot+Cold: BQ1RRHSY

Cold: 2.2L, Hot: 1.5L
4.6 LPH
7.9 LPH

Ambient+Cold: B1RRKY

Cold: 2.2L
5.9 LPH
-

99.5h x 33w x 33d cm

Hot + Cold: B1RRHSY

Cold: 2.2L, Hot: 1.5L
5.2 LPH
7.9 LPH

BOTTLED WATERCOOLER

RR MODELS

STANDARD FEATURES

- REMOVABLE RESERVOIR
- Inside-Out cooling probe
- Efficient and proven technology
- High quality = longevity
- Great quality-performance-price ratio
- FreshGuard (Skye) / WaterGuard (RFX)
- Optional Cup Dispenser
- Range of hot tanks available

The polyethylene cabinet sustains its out-of-the-box appearance over time whilst being at an attractive price point.

The 'inside-out' cooling probe design used throughout the entire range of Removable Reservoir coolers ensures a more efficient cooling method, conserving energy and eliminating condensation within the cooler.

The self-supporting cooler chassis can be quickly and easily removed from the cabinet to simplify the maintenance and servicing process. The removable reservoir system simplifies the sanitization process – just replace the water contact parts with pre-sanitized components. Requires no replacement of disposable parts or use of messy chemicals at your customer site.

WaterGuard offers protection against water leaks from cracked bottles and ensures that air-borne pollutants do not enter the reservoir.

SKYE

- Model colour: White


**Ambient+Cold:
BN1RRKY**

Cold: 2.2L
5.9 LPH

99.5h x 33w x 33dcm

**Hot+Cold:
BN1RRHSY**

Cold: 2.2L, Hot: 1.5L
5.2 LPH
7.9 LPH

RFX

- Model colours: Grey and White


**Ambient+Cold:
B1ARPKY**

Cold: 2.2L
5.2 LPH

99h x 31w x 33d cm

**Hot+Cold:
B1ARPHSY**

Cold: 2.2L, Hot: 1.5L
4.6LPH
7.9 LPH

*All performance data measured with 18°C inlet water temperature.
Specifications subject to change without notice.

Tank Capacity
Cold Water Performance @21°C ambient
Hot Water Performance
Dimensions (Height x Width x Depth)

BOTTLED WATERCOOLER

RR MODELS



QUARRTZ

QUARRTZ Service-Friendly water cooler improves the access to the quick connect hot tank and other internal parts.

replacing the Hot Tank now takes only 4 minutes compared to 10 minutes for our traditional RR models.

A service technician can now work on a cooler without removing the chassis from the cabinet, also avoiding any possible accidental wire disconnection.

To service the cooler, only one screw needs to be removed.

STANDARD FEATURES

- REMOVABLE RESERVOIR
- Inside-Out cooling probe
- Efficient and proven technology
- High quality = longevity
- Great quality-performance-price ratio
- WaterGuard
- Range of hot tanks available
- Service-Friendly watercooler: 4 min hot tank replacement
- Available in:
 - Stainless Steel & Black
 - Blue & Black
 - Red & Black
 - Dark Grey & Black

The 'inside-out' cooling probe design used throughout the entire range of Removable Reservoir coolers ensures a more efficient cooling method, conserving energy and eliminating condensation within the cooler.

The self supporting cooler chassis can be quickly and easily removed from the cabinet to simplify the maintenance and servicing process

The removable reservoir system simplifies the sanitization process - just replace the water contact parts with pre-sanitized components. Requires no replacement of disposable parts or use of messy chemicals at your customer site



*All performance data measured with 18°C inlet water temperature. Specifications subject to change without notice.

Tank Capacity
 Cold Water Performance @21°C ambient
 Hot Water Performance
 Dimensions (Height x Width x Depth)

Ambient+Cold:
BM1RRKY

Cold: 2.2L
 5.9 LPH
 -

Hot+Cold:
BM1RRHSY

Cold: 2.2L, Hot: 1.5L
 5.2 LPH
 7.9 LPH

99.5h x 30.5w x 32d cm

BOTTLED WATERCOOLER

CO2OLER ULTRA



STANDARD FEATURES

- PVDC System
- High quality = longevity
- Great quality-performance-price ratio
- WaterGuard
- Available in:
 - Champagne & Black
 - Light Grey & Black
 - LUXE Silver & White
 - LUXE Gold & White

The CO2oler Ultra uniquely combines the Pressure Vessel Direct Chill cooling System (PVDC) with a CO2 water mixer. The CO2oler Ultra exclusively gives you both superb chilling and an excellent carbonation performance.

The intuitive LED illuminated buttons ensures a straightforward user process, while the refreshing sparkling water makes them return for more. WaterGuard offers protection against water leaks from cracked bottles and ensures that air-borne pollutants do not enter the reservoir.

The CO2 mixer tank is located inside the PVDC cooling tank which helps to maintain the cold water temperature of the carbonated water prior to dispense. The mixer tank has been moulded from FDA & CE approved plastics. As carbonated water is dispensed, the mixer tank is automatically refilled with cold water & CO2 gas, ensuring that a continuous supply of carbonated water is available.



*All performance data measured with 18°C inlet water temperature.
Specifications subject to change without notice.

Tank Capacity
Cold Water Performance @21°C ambient
Hot Water Performance
Dimensions (Height x Width x Depth)

Ambient+Cold+Carbo: BU1PVECKY

Cold: 1.5L
20 LPH
-

Hot + Cold+Carbo: BU1PVECHSY

Cold: 1.5L, Hot: 1.5L
20 LPH
7.9 LPH

110h x 32.5w x 40.5d cm

BOTTLED WATERCOOLER

COUNTERTOP



ONYX

- Efficient and proven technology
- High quality = longevity
- Great quality-performance-price ratio
- WaterGuard

The sophisticated and clean line design of the Onyx is ideal for the home counter-top, acting as a haven for guests and home owners alike.

A blue LED spotlight illuminates the dispensing area as the water is being released. At the bottom sits a removable drip tray, making home maintenance a simple task.

The compact unit that is Onyx is renowned for its appearance within the home and its delightfully refreshing water.

WaterGuard offers protection against water leaks from cracked bottles and ensures that air-borne pollutants do not enter the reservoir.



*All performance data measured with 18°C inlet water temperature.
Specifications subject to change without notice.

Tank Capacity
Cold Water Performance @21°C ambient
Hot Water Performance
Dimensions (Height x Width x Depth)

Ambient+Cold: B1CCTKY

Cold: 2.2L
4.6 LPH

-

Hot+Cold: B1CCTHSY

Cold: 2.2L, Hot: 1L
4.6 LPH
7.9 LPH

48h x 31w x 36d cm



- Interchangeable filter media.
- Simple installation.
- Easy maintenance with filter changes every 6 months.
- Two filter housing designs for a perfect fit in any environment.
- Cleaning Cartridge: replace filter media with sanitizing solution to create a cleaning cartridge that can be used to sanitize all water contact surfaces inside your POU machine.
- OUTSIDE-IN filtration for maximum filtration efficiency with a minimal drop in pressure and low risk of blockage.



GREEN FILTER - MEDIA

Carbon

- Reduces chlorine, taste & odor (CTO) and fine particulates from water.
- Capacity - 3,800 L.

Ceramic

- Removes bacteria and cysts.
- Capacity - 10,000 L.

Carbon/Lead/Silver/Phosphate

- Reduces CTO, fine particulates and lead from water.
- Silver acts as a bactericide.
- Capacity - 4,940 L.

Carbon

- Reduces chlorine, taste & odor (CTO) and fine particulates from water.
- Capacity - 3,800 L.

Sediment

- Reduces sediments and improves the texture, taste and clarity of your water.
- Dirt holding capacity: 60 gr.

- Galaxi
- Remedi

Galaxi

The Galaxi's unique filter design combines activated carbon with a cellulose-free synthetic fibre matrix. Superior to traditional active carbon filter elements, the Galaxi takes water filtration to the next level.

The Galaxi Performs as a sediment filter and a carbon block in a single cartridge

- Reduces CTO
- Has dirt holding capacity with a reduced risk of blocking
- Prevents carbon fines from being released into the water stream
- Reduces lead, cysts,
- Contains bacteriostatic properties.
- Capacity – 11,400 L.



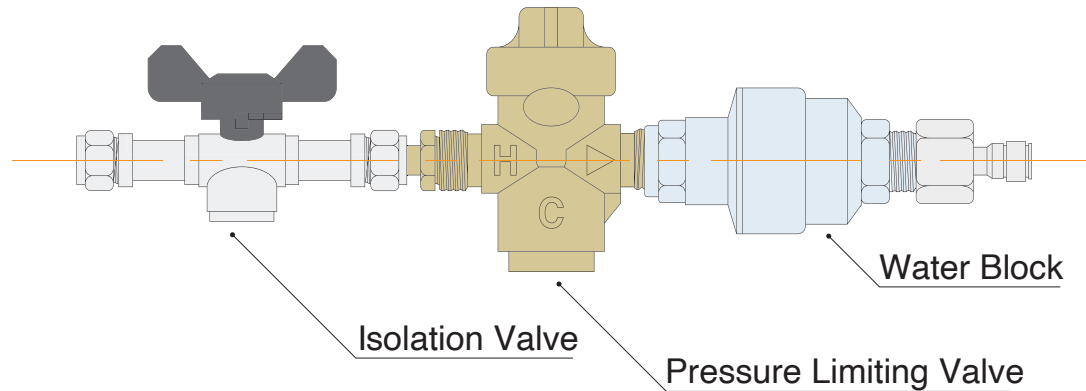
Remedi

- The ultimate filtration solution

Remedi is made of Ahlstrom Disruptor® – a non-woven pleated matrix of thermally bonded blend of microglass fibers & cellulose infused with nanoalumina fibers that creates an electro-positively charged depth filter media, infused with Powdered Activated Carbon (PAC). It provides a unique combination of high efficiency, capacity, low rate & low pressure drop at levels unmatched in today's filtration marketplace.

- The best Green Filter for removing most PFAS, micro plastics and chemicals
- Reduces CTO
- Reduces pharmaceutical and chemical wastes
- Reduces heavy metals (copper, iron, lead, tin)
- Reduces cysts, viruses and bacteria
- Capacity:
 - for CTO: 10,598 L with >50% efficiency, for lead: 1,230 L with +90% efficiency,
 - for pharmaceutical and chemical wastes: 756,400 L, >99.9% (Penicillin G, BPA, Flumequine).
 - for heavy metal: Copper, Iron, Lead, Tin, for cyst: > 99.99% (includes Cryptosporidium and Giardia lamblia).
 - for bacteria: Pseudomonas Aeruginosa, E.coli.
 - for virus: Poliovirus 1, Echovirus 1, Coxsackievirus B5, Adenovirus, MS2

INSTALLATION KIT



(Compression Fitting Version 034653-003)

This kit is an 'all in one rail', which when properly installed will regulate the feed water used to supply a water dispensing device.

The kit includes an isolation valve with double non return, a pressure limiting valve set at 3 bar and a water block, which will stop the water flow if a pre set volume has been exceeded. The inlet of the kit is 15mm compression and the outlet is 1/4" push fit.

This kit should only be fitted to a mains cold water supply / boosted mains, not a tank fed supply.

The kit features twin 'type approved' non return valves and thereby complies with the current WRAS / EPDWA regulations for supplying coolers and carbonators.

INSTALLATION PROCEDURE

The feed water kit should be fitted to a suitable 15mm mains cold water pipe made of copper. Alternative kits are available for plastic pipe work, please consult your supplier. The pipe work should be clean, free from bends / dents and should not be painted. The kit should be mounted vertically and in a position to allow for the access to individual components, for altering the settings.

ALTERING THE SETTINGS

To alter the maximum feed water pressure, turn the slot on top of the chrome pressure limiting valve either clock / anti - clockwise.

To alter the maximum volume of water to be discharged in any given instance, firstly remove the 3/4" x 1/4" adaptor from the outlet of the grey water block device. Inside the outlet there is a pointer that can be aligned with one of the figures around the circumference. Each figure equates to 1 gallon (3.8 litres). A standard kit is set on 2 (i.e. 9 litres). The maximum setting is approximately 50 litres.



WHY OASIS?

There are many reasons to choose OASIS as your solution to your air or water dilemma.

Here are just a few:

- Our products are Industry leading
- We are reliable
- Our designs are ethical
- Variety of products
- Economical
- Our team can aid you with their specialist knowledge, technical support and advice
- Our flexible and friendly approach
- We can create bespoke units; tailored to your needs



Get In Touch

www.oasiscoolers.eu
info@oasis.ie