



R2Y SLIMLINE CHILLER.

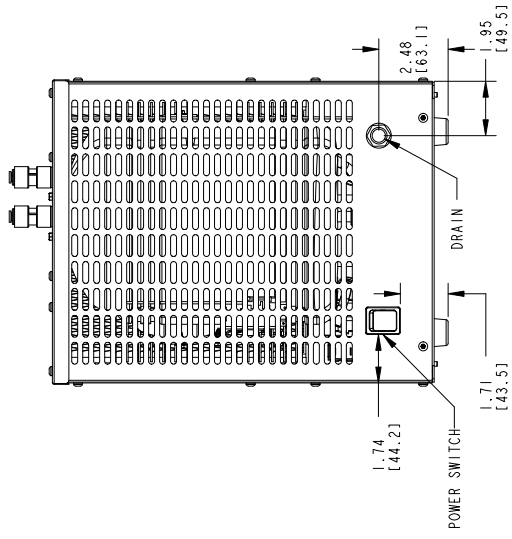
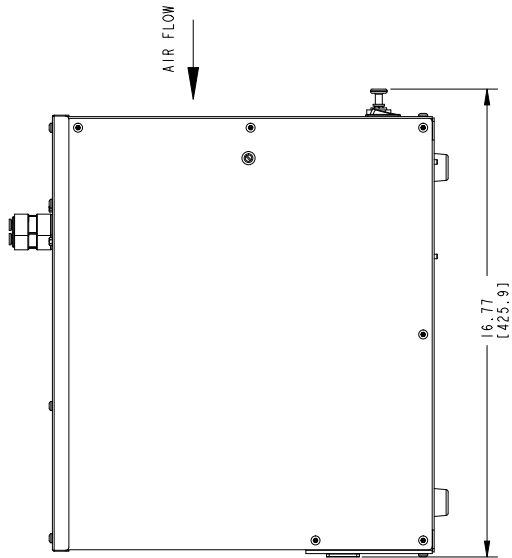
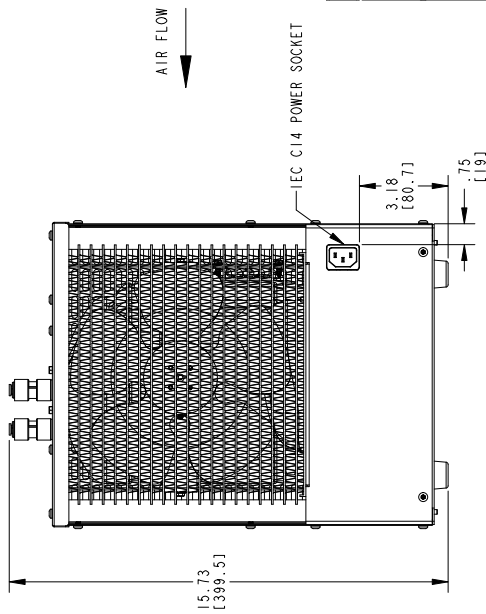
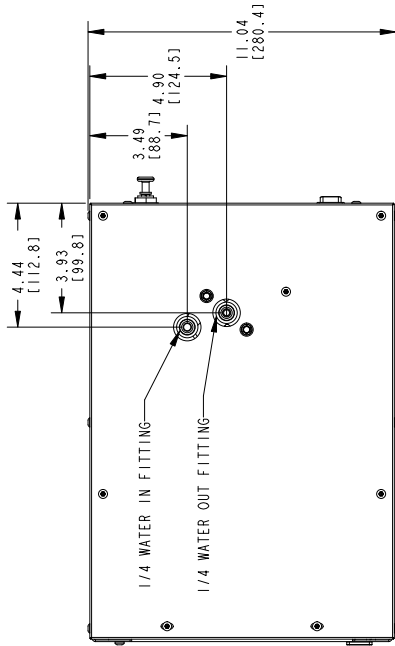
chiller

The R2Y Slimline Chiller delivers cold water on-demand. Designed to work under a sink, in remote installations or in our pressure drinking fountains. Our water-friendly chillers dispense cold, fresh drinking water how and where you need it.

- Easy Installation
- Compact and compatible with all OASIS Pressure units
- Waterways are lead-free in materials and construction
- Galvanised steel external cabinetry
- Refrigerant R600a
- Delivers 19.5 Litres of chilled drinking water per hour
- Ideal for under-sink or remote installations



MODEL CODE	R2Y Slimline Chiller	
TYPE	Remote or In-A-Wall	
EXTERIOR	Galvanized Steel	
WATERWAYS	Lead-free	
DIMENSIONS	435(H) x 282(W) x 399(D) mm	
NET WEIGHT	14,6 kg	
POWER SUPPLY	230V, 50/60 Hz	
COOLING PERFORMANCE	5.1 LPH (Ambient Temp: 32.2C°; Water Inlet: 26.7C°) 19.5 LPH (Ambient Temp 21C°; Water Inlet: 18C°)	
FULL LOAD AMPS	0.7A	
RATED WATTS	95 W Max.	
COMPRESSOR POWER	1/12 HP	
ENERGY SYSTEM	R600a	
COUNTRY OF ORIGIN	Poland	
CERTIFICATIONS	CE	
WARRANTY	1 Year	



ROUGH
SHEET I. 01.1

PRODUCT ENGINEERING		OASIS INTERNATIONAL 252 EAST 42ND STREET NEW YORK, NY 10017 U.S.A.		DATE: 22.08.2014	
DRAWN: 22.08.2014		CHECKED: 22.08.2014		APPROVED: 22.08.2014	
TITLE: ROUGH - IN-DRAWING		THIRD ANGLE PROJECTION		SIMILAR TO	
UNLESS OTHERWISE SPECIFIED: DIMENSIONS IN MILLIMETERS		TOLERANCES		SCALE: 3:1 (100)	
		DECIMALS: ±0.1 (0.4)		FRACTIONS: ±1/16 (1.6)	
		ANGLES: ±1°		FINISH: R0.8	
ECN	DATE	BY	APPD	DIST	CODE

